

WaterHog® Mats

Scraper/Wiper Mats • Indoor/Outdoor

WaterHog mats are durable, stain-resistant mats with a unique bi-level design that traps dirt and moisture, keeping your floors clean, dry, and safe. The standard WaterHog mat features a classic waffle pattern.

- **Clean & Dry** – Bi-level surface effectively scrapes dirt and moisture from shoes, trapping it beneath shoe level to prevent tracking; water dam border holds moisture keeping it off your floors (WaterHog mats can hold up to 1.5 gallons of water per square yard)
- **Durable** – Reinforced rubber nubs prevent pile from crushing and extend the performance life of the mat
- **Fade & Stain Resistant** – Solution-dyed PET fabric (24 ounces per square yard) is resistant to staining, dries quickly, and will not fade or rot
- **Safe** – Beveled edges provide a safe transition from floor to mat; certified high-traction by the National Floor Safety Institute (NFSI)
- **Eco-Friendly** – SBR rubber backing contains 20% post-consumer recycled rubber from car tires; PET surface is made from 100% post-consumer recycled plastic bottles
- Available in 19 colors with choice of classic rubber border or fashion fabric border
- Feature 78-mil SBR rubber with universal cleated backing or smooth backing; available with optional Anchor Safe® nitrile rubber backing on classic border mat only



Aquamarine*



Bluestone



Bordeaux



Camel



Charcoal



Dark Brown



Evergreen



Gold*



Light Green*



Medium Blue



Medium Brown



Medium Grey



Navy



Orange*



Purple*



Red/Black



Solid Red*



White*



Yellow*

*These colors are available in 3' and 4' widths only.

Colors may vary due to inconsistencies of various display monitors or printers (if you're viewing a printed version of this document). Color images are intended to be used as a guide only.

WaterHog® Mats

Scraper/Wiper Mats • Indoor/Outdoor



3/8" Product No. 200 (classic border)

Size (ft.)	Size (in.)	Shipping Weight
18" x 27"	18" x 27"	4 lbs.
2' x 3'	23" x 35"	6 lbs.
3' x 4'	35" x 45"	10 lbs.
3' x 5'	35" x 58"	13 lbs.
3' x 8'	35" x 96"	18 lbs.
3' x 10'	35" x 116"	22 lbs.
3' x 12'	35" x 142"	26 lbs.
3' x 16'	35" x 189"	35 lbs.
3' x 20'	35" x 236"	44 lbs.
4' x 6'	45" x 69"	20 lbs.
4' x 8'	45" x 96"	25 lbs.
4' x 10'	45" x 116"	31 lbs.
4' x 12'	45" x 142"	35 lbs.
4' x 16'	45" x 189"	47 lbs.
4' x 20'	45" x 236"	59 lbs.
6' x 8'	70" x 95"	35 lbs.
6' x 12'	70" x 142"	52 lbs.
6' x 16'	70" x 189"	60 lbs.
6' x 20'	70" x 236"	87 lbs.

Note: Available in custom sizes with widths of 3' (35"), 4' (45"), 6' (70") and whole foot lengths up to 60'.

Mats up to 40' are available with smooth and universal cleated backing options.

Mats over 40' are available in smooth backing only.

Anchor Safe backing (100 mil nitrile rubber) is available up to 20' and with classic rubber border only.

Mat sizes are approximate as rubber shrinks and expands in conjunction with temperature and time.

Tolerable manufacturing size variance is 3-5%.

3/8" Product No. 280 (fashion border)

Size (ft.)	Size (in.)	Shipping Weight
18" x 27"	18" x 27"	4 lbs.
2' x 3'	23" x 35"	6 lbs.
3' x 4'	35" x 45"	10 lbs.
3' x 5'	35" x 59"	13 lbs.
3' x 8'	35" x 96"	18 lbs.
3' x 10'	35" x 116"	22 lbs.
3' x 12'	35" x 142"	26 lbs.
3' x 16'	35" x 189"	35 lbs.
3' x 20'	35" x 235"	44 lbs.
4' x 6'	45" x 69"	20 lbs.
4' x 8'	45" x 96"	25 lbs.
4' x 10'	45" x 116"	31 lbs.
4' x 12'	45" x 142"	35 lbs.
4' x 16'	45" x 189"	47 lbs.
4' x 20'	45" x 235"	59 lbs.
6' x 8'	70" x 95"	35 lbs.
6' x 12'	70" x 142"	52 lbs.
6' x 16'	70" x 189"	60 lbs.
6' x 20'	70" x 235"	87 lbs.

Note: Available in custom sizes with widths of 3' (35"), 4' (45"), 6' (70") and whole foot lengths up to 60'.

Mats up to 40' are available with smooth and universal cleated backing options.

Mats over 40' are available in smooth backing only.

Mat sizes are approximate as rubber shrinks and expands in conjunction with temperature and time.

Tolerable manufacturing size variance is 3-5%.



1890 Chrysler Dr.
Belvidere, IL 61008
815-547-3737
sales@2hdi.com
www.HDi3.com

Classic Rubber Border


Fashion Fabric Border



WaterHog® Eco Elite Mats

Scraper/Wiper Mats • Indoor/Outdoor

WaterHog Eco Elite mats are durable, stain-resistant mats with a unique bi-level design that traps dirt and moisture, keeping your floors clean, dry, and safe. Eco Elite mats feature an attractive herringbone pattern.




- **Clean & Dry** – Raised nubs remove dirt and moisture from shoes and trap it below foot level; water dam border holds up to 1.5 gallons of water per square yard, keeping your floors clean, dry, and safe
- **Eco-Friendly** – PET fabric (30 ounces/square yard) is made from 100% post-consumer recycled plastic from drink bottles, and SBR rubber backing contains 20% recycled rubber from car tires
- **Safe** – Beveled edges provide a safe transition from floor to mat; certified high-traction by the National Floor Safety Institute (NFSI)
- **Durable** – Reinforced rubber nubs prevent pile from crushing and extend the performance life of the mat
- **Fade & Stain Resistant** – Solution-dyed PET fabric is resistant to staining, dries quickly, and will not fade or rot
- Available in 8 colors with choice of classic rubber border or fashion fabric border
- Feature 78-mil SBR rubber with universal cleated backing or smooth backing; available with optional Anchor Safe® nitrile rubber backing on classic border mat only



Black Smoke



Chestnut



Grey Ash



Indigo



Khaki



Maroon



Regal Red



Southern Pine



Herringbone pattern is both attractive and effective at removing dirt and sand

Colors may vary due to inconsistencies of various display monitors or printers (if you're viewing a printed version of this document). Color images are intended to be used as a guide only.



WaterHog® Eco Elite Mats

Scraper/Wiper Mats • Indoor/Outdoor




Product No. 2240 (classic border), 2241 (fashion border)
3/8" thickness

Size (ft.)	Size (in.)	Shipping Weight
2' x 3'	24" x 35"	7 lbs.
3' x 4'	35" x 46"	12 lbs.
3' x 5'	35" x 59"	14 lbs.
3' x 8.4'	35" x 101"	21 lbs.
3' x 10'	35" x 118"	25 lbs.
3' x 12.2'	35" x 147"	30 lbs.
3' x 16'	35" x 193"	40 lbs.
3' x 20'	35" x 239"	49 lbs.
4' x 6'	45" x 70"	20 lbs.
4' x 8.4'	45" x 101"	28 lbs.
4' x 10'	45" x 118"	32 lbs.
4' x 12.2'	45" x 147"	38 lbs.
4' x 16'	45" x 193"	50 lbs.
4' x 20'	45" x 239"	60 lbs.
6' x 6'	71" x 71"	30 lbs.
6' x 8.4'	71" x 101"	38 lbs.
6' x 12.2'	71" x 147"	59 lbs.
6' x 16'	71" x 193"	76 lbs.
6' x 20'	71" x 239"	93 lbs.

Note: Available in special sizes with widths of 3' (35"), 4' (45"), and 6' (71") and whole foot lengths up to 60'. Mats up to 40' are available with smooth and cleated backing options. Mats over 40' are available in smooth backing only. Anchor Safe backing (100 mil nitrile rubber) is available up to 20' and with classic rubber border only.

Mat sizes are approximate as rubber shrinks and expands in conjunction with temperature and time. Tolerable manufacturing size variance is 3-5%.



Classic Rubber Border

Fashion Fabric Border



1890 Chrysler Dr.
Belvidere, IL 61008
815-547-3737
sales@2hdi.com
www.HDi3.com

